

COMPRESSOR

Displacement (cm ³)	12.05
Diameter (mm)	29.37
Stroke (mm)	17.78
Net Weight (Kg)	13.5
Oil type	ISO VG 46 ESTER
Oil charge (cm ³)	400

MOTOR

Approximate Power (CV)	1/2
Voltage/Frequency (V/Hz)	220V 50Hz
Voltage range (V)	187-264
Code	61.576
Type	CSR
Phase number	1 PH
Locked rotor current (A)	17.0
Main W. resist. at 25°C (Ω)	4.28
Start W. resist. at 25°C (Ω)	9.99

APPLICATION

Application	High/Mid. back pressure
Refrigerant	R404A
Evaporating (°C)	-25 to 10
Expansion	Capillar/Valve
Comp. cooling	Fan cooled
Max. ambient temp. (°C)	43

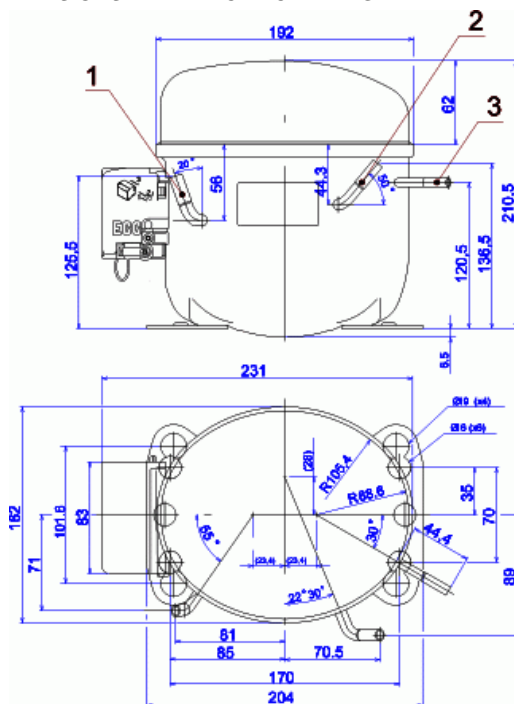
NOMINAL PERFORMANCE	CYCLE C	CYCLE D
Cooling capacity (kcal/h)	1258	1580
Input power (W)	775	800
EER (kcal/Wh)	1.62	1.97
COP (W/W)	1.88	2.29
Current (A)	3.68	3.80

TEST CONDITIONS

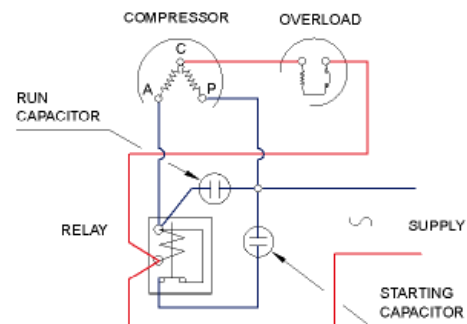
Evaporating temp. (°C)	5.0	7.2
Condensing temp. (°C)	55.0	55.0
Liq.t. entering expan. (°C)	55.0	46.0
Ambient t. and return (°C)	32.0	35.0
Tens/Freq (V/Hz)	220V 50Hz	220V 50Hz

ELECTRICAL COMPONENTS

Relay	3ARR3 3AP3	RVA 2E..
Pick-Up (A)	162-175	162-175
Drop-Out (A)	40-90	40-90
Protector	MRA38130	T0252/G.
Current (A)	11.7	11.5
Time check (seg)	7.5-14	7.5-14
Disc temp. (Open/Close) (°C)	105.0 / 52.0	105.0 / 52.0
Starting capacitor (μF/V)/F/V)	47- 56 / 330	
Run capacitor (μF/V)	16 / 400	

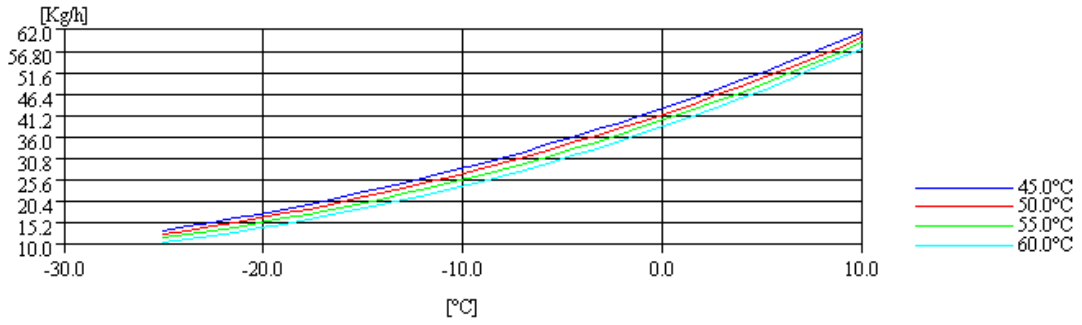
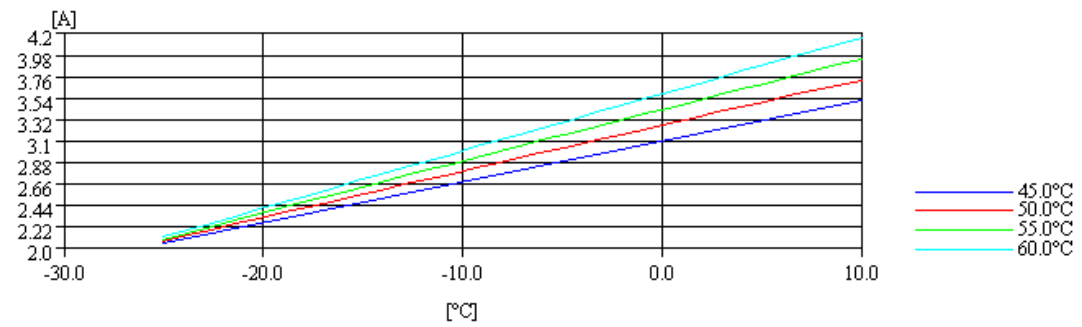
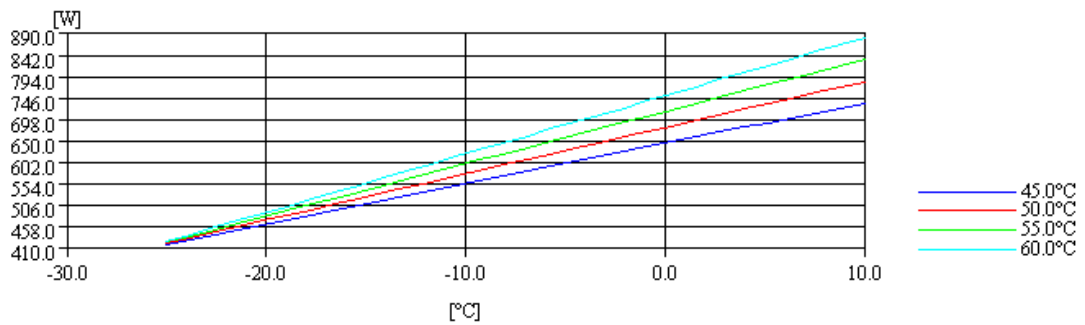
DIMENSIONS AND ELECTRICAL DIAGRAM


DESIGNATION	INTERNAL DIAM. (MM)
1 Service	8.1
2 Suction	9.7
3 Discharge	6.5

CSR


TEST CONDITIONS

Voltage/frequency	220V 50Hz
Ambient t. and return	35 °C
Liq.t. entering expan.	Subcooling 9 K

MASS FLOW

INTENSITY

CONSUMPTION

COOLING CAPACITY
